

Board to Board Right Angle High Current Connectors 基板間高電流コネクタ HARS, HARP series

5.6mm pitch
35A max

特長

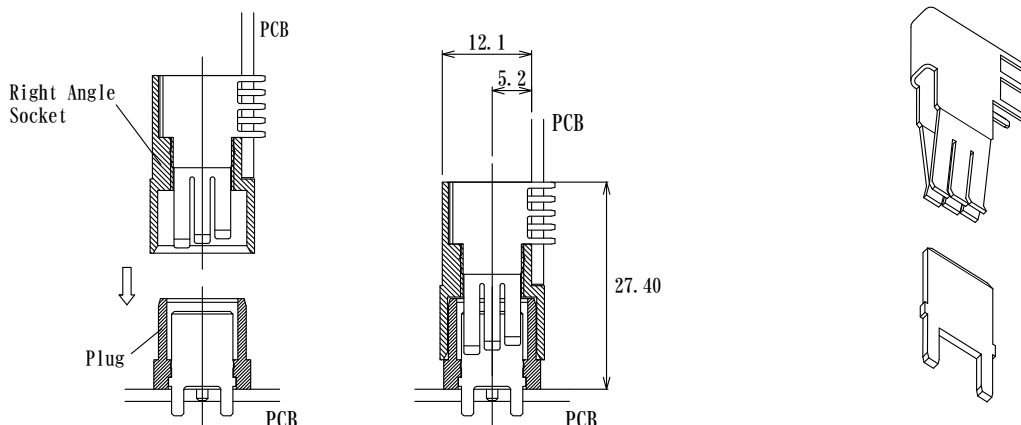
1. 定格電流 : 35A max (1極通電のとき、多極のさいは下表参照)
2. 耐電圧 : AC1000V

Features:

1. Current rating : 35A max in case of 1 position (please refer table below for other number of positions)
2. Dielectric voltage : AC1000V



Mating configuration



定格電流値表 Current rating table

通電極数 Positions	定格電流 Current rating (A)
1	35
2 (隣接のとき)	30

注1. 実装基板の導体部の定格電流の影響を受けます。

Specifications

定格電流 Current rating	35A max	
耐電圧 Dielectric withstanding voltage	AC 1000V 1分間印加して、絶縁破壊、せん絡、異常なき事	
絶縁抵抗 Insulation Resistance	DC 500Vの電圧を加えて1000MΩ以上	
接触抵抗 Contact Resistance	10mΩ max	
使用温度範囲 Operating Temperature Range	-25℃～+105℃ (通電による温度上昇を含む)	
保存温度範囲 Temperature Range	-55℃～+150℃	
単ピン保持力 Mating Holding Force per pin	0.4N(40.8gf)～4.5N(459gf)	
コネクタ寿命 Contact durability	less than 10mΩ after 500 mating cycles	
材質 Material	インシュレータ Insulator	High temperature thermoplastic, Black
	プラグピン Plug Pin	Copper Alloy 金メッキ Gold plated or スズメッキ Tin plated (標準メッキ)
	中心ソケットコネクタ Center Socket Contact	Copper Alloy 金メッキ Gold plated or スズメッキ Tin plated (標準メッキ)

上記仕様は代表的製品について適用されます。個々の製品についてはお問合せください。

Board to Board Right Angle High Current Sockets

基板間高電流ソケット

HARS series

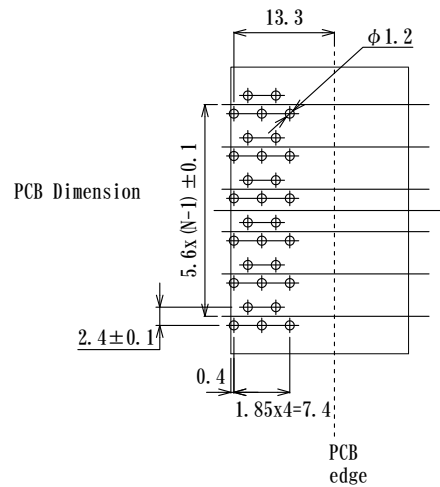
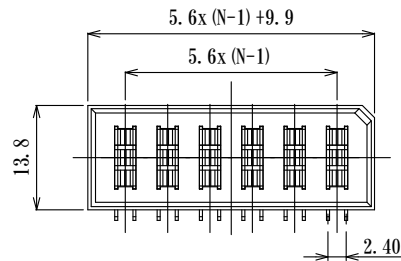
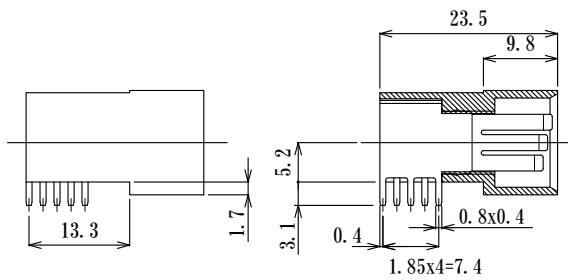
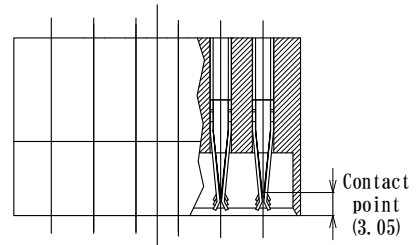
HARS-06PR-T UL, CSA approved
 UL File Number E474715
 30A in conformity to UL test guidelines
 10A in conformity to CSA test guidelines

How to order

HARS - 06 P R - T

N : Number of positions
 04 : 4 positions
 06 : 6 positions

Plating
 T : Ni over tin plating
 (standard plating)
 G : Ni over Au plating



Board to Board Right Angle High Current Plugs 基板間高電流プラグ HARP series

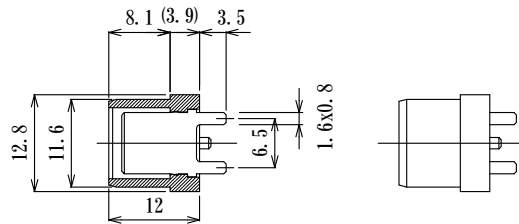
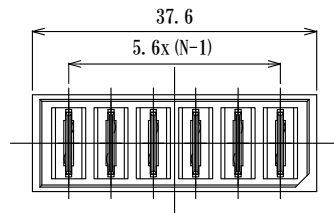
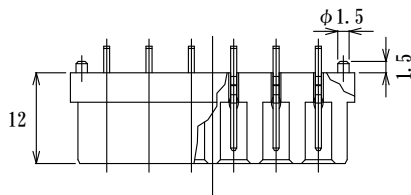

HARP-06PR-T UL, CSA approved
UL File Number E474715
30A in conformity to UL test guidelines
10A in conformity to CSA test guidelines

How to order

HARP - 06 P R - T

N : Number of positions
04 : 4 positions
06 : 6 positions

Plating
T : Ni over tin plating
(standard plating)
G : Ni over Au plating



PCB Dimension

