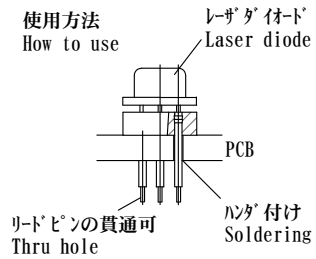


レーザーダイオード用ソケット / 各種ダイオード用ソケット Laser Diode Socket / Various Diode Socket

丸ピンソケット構造 Round Socket pin type

- ・接触部は信頼性の高い丸ピン構造です
High reliability round contact providing good electrical and mechanical performance.
- ・実装用、検査用等にご使用ください
Useful for both PCB mount socket and Testing evaluation.
- ・下記以外のソケットピンに関しては別途お問い合わせ下さい
Please feel free to contact us about other than the following socket pins.



Specifications

Dielectric Strength: AC500Vrms 1min
Insulation Resistance: 500MΩmin
Contact Resistance: 15mΩ max
Current rating : 1.0A
Operating Temperature: -45℃～+150℃

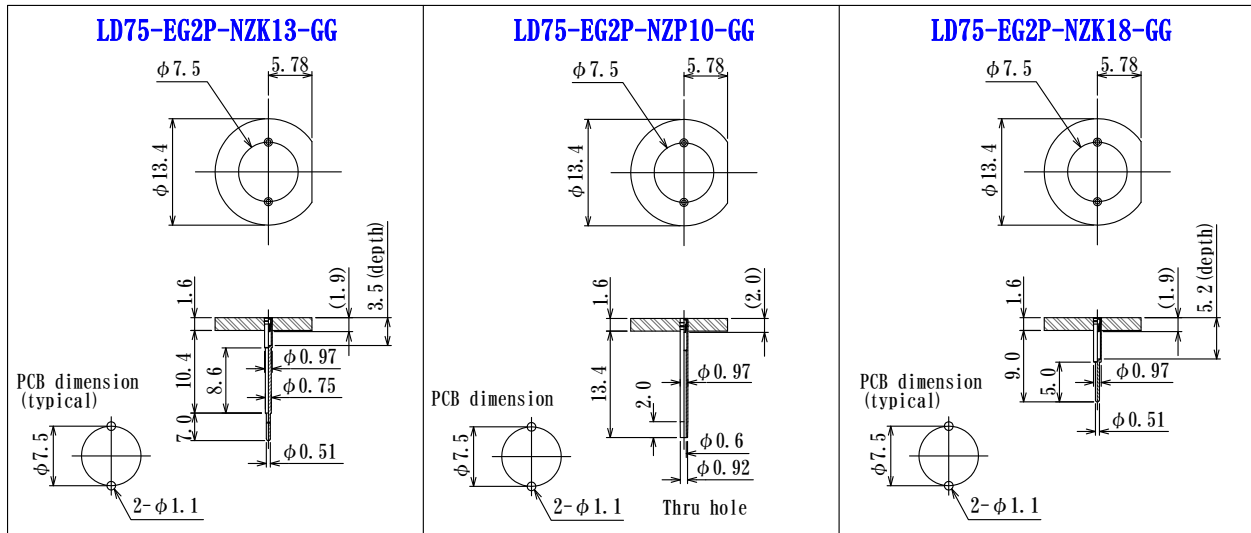

Material

Sleeve : Brass, Gold plating over Ni
Contact : Beryllium, Gold plating over Ni
Insulator: Glass epoxy

7.5mm pitch circle

適合リード寸法

Acceptable lead dia. $\phi 0.45/0.0177''$ typical

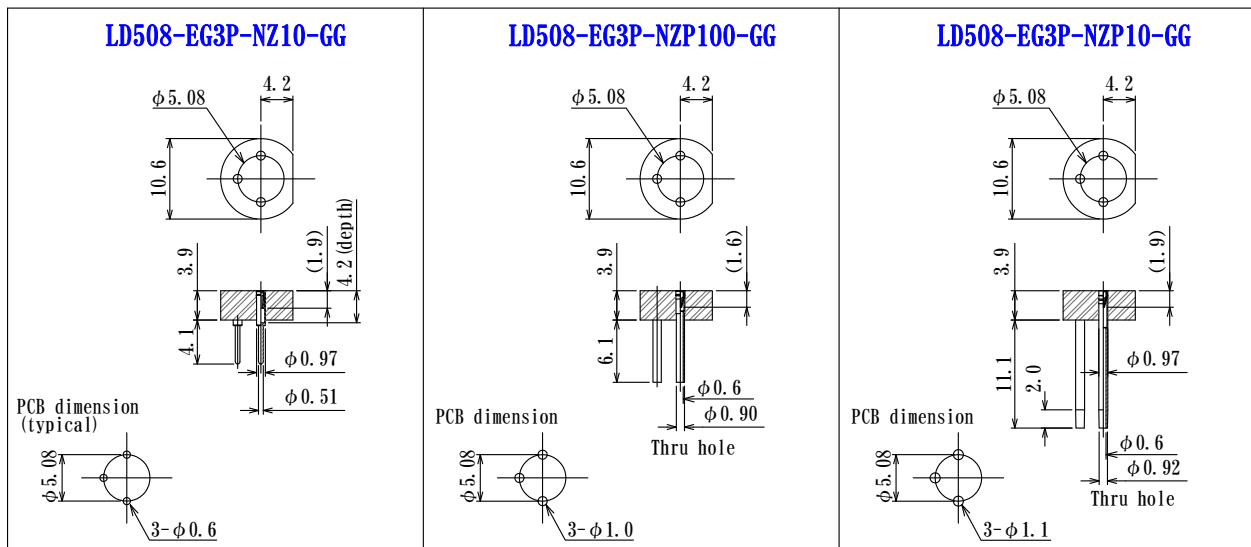


5.08mm pitch circle

適合リード寸法

Acceptable lead dia. $\phi 0.45/0.0177''$ typical

- T0-5, T0-39等のパッケージに対応。
Suitable for packages including T0-5, T0-39.
(一部形状によって御使用頂けない場合がございます。
Some package might not be usable. Please call us)



レーザーダイオード用ソケット Laser Diode Socket

丸ピンソケット構造 Round Socket pin type

Specifications (Typical example)

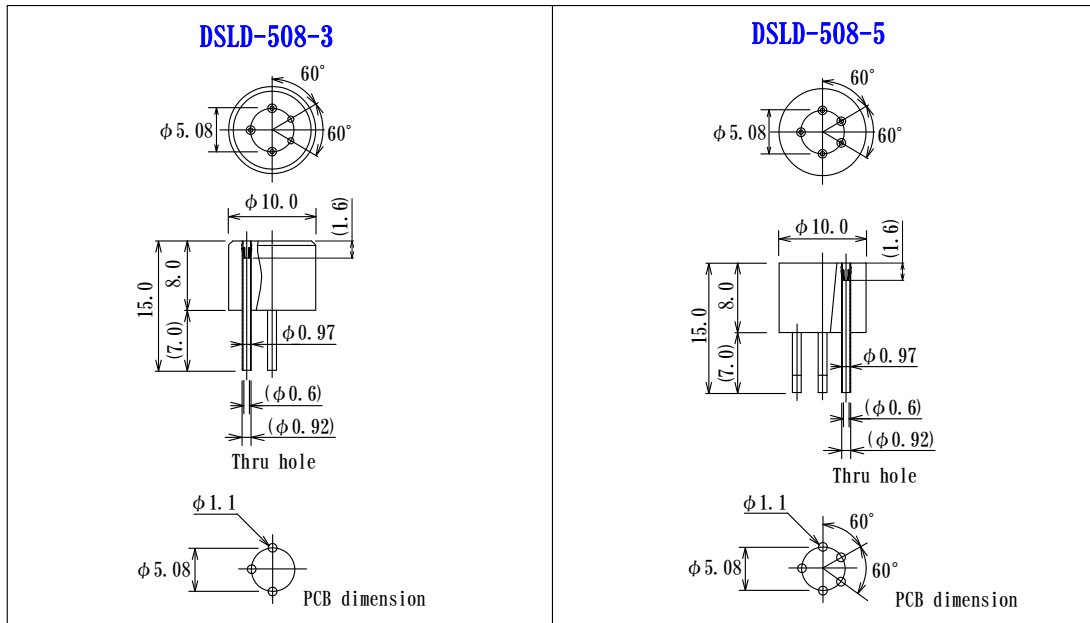
Dielectric Strength: AC500V RMS 1min
 Insulation Resistance: 500M Ω min
 Contact Resistance: 15m Ω max
 Current rating : 1.0 A
 Operating Temperature: -55 $^{\circ}$ C~+150 $^{\circ}$ C
 (In case of Gold plating Contact)

Material

Sleeve : Brass, Tin plating over Ni
 Contact : Beryllium, Gold plating over Ni
 Insulator: Teflon etc

5.08mm pitch circle

適合リード寸法 Acceptable lead dia. $\phi 0.45/0.0177''$



4.5mm pitch circle

適合リード寸法 Acceptable lead dia. $\phi 0.45/0.0177''$

