

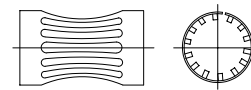
Socket Pins (louver type) 高信頼性ソケットピン

- ルーバーはベリリウム銅を熱処理した高信頼性構造です
 Louver has reliable structure with beryllium copper heat treated
- 多点接触のため、接触抵抗が低く、高電流が流せます
 Because of multi position contacting, our products have low contact resistance and high current rating
- 挿抜耐久性が高い
 High mating/unmating durability
- お客様のご要望のカスタムソケットをお作りします
 We welcome your custom products



Typical Specification

Temperature range: -55℃～150℃
 (with gold plated Louver)
 Louver: Beryllium Copper, Heat treated
 Gold Plating over Nickel plating
 Silver Plating over Nickel plating
 Sleeve, Futa: Brass, Gold Plating over Nickel plating
 Silver Plating over Nickel plating

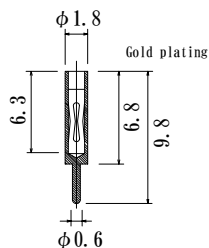


ソケットピンのポイントは次のとおりです

Major factors of socket pin are as follows

- ・プラグ側の形状、直径、公差
 Plug shape, dia, tolerance
- ・プラグの長さ、接触点位置
 Plug length and contact point
- ・極数 Number of poles
- ・電流容量 Current rating
- ・挿入力、抜去力の程度
 Insertion and withdrawal force
 Strong or soft
- ・推定挿抜回数
 Estimated insertion/withdrawal cycle
- ・外形寸法 Outer shape
- ・メッキ Plating

Acceptable Plug $\phi 0.66 \sim \phi 0.56$



UJUS60-L98

LV46L48

使用上のご注意

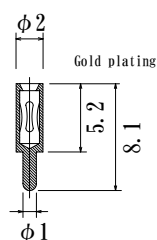
1. 所定の直径のプラグピンを挿入してください。太いプラグピンを挿入すると、挿入力、抜去力が小さくなり、元にもどらない場合があります。
2. 絶縁材等に組み込むさいは、プラグピンがまっすぐに挿入されルーバーにこじれが発生しないように絶縁材の形状で保護を設けてください。

Note

1. Insert a proper diameter size plug pin.
 If you insert bigger diameter plug pin, the internal socket louver may be damaged, and never return to the original shape. In case this, the mating and unmating force already has changed to smaller value.
2. When socket pins are assembled to insulator, a entrance guide for plug pin is effective to protect socket louver.

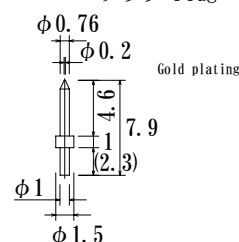
Acceptable Plug $\phi 0.76$

低挿抜用
 low insertion
 force type



UJUS76A-82L

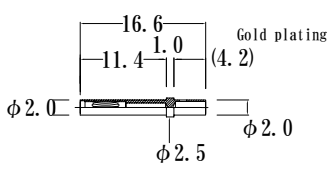
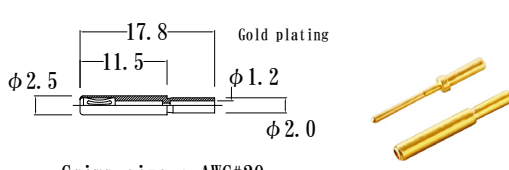
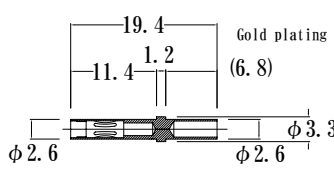
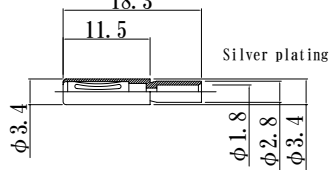
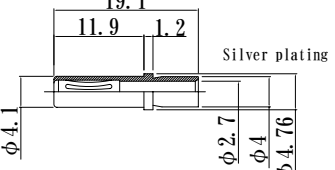
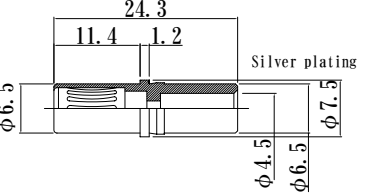
プラグ Plug

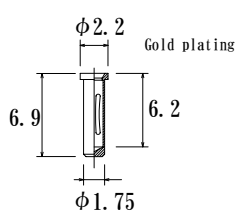
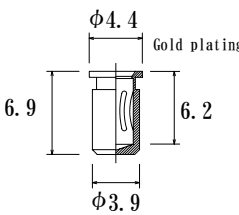
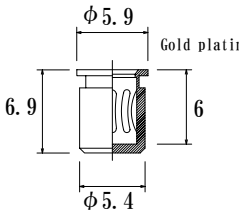
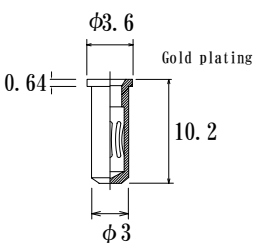


PD-Q76-79LG

Socket Pins (louver type) 高信頼性ソケットピン

mm

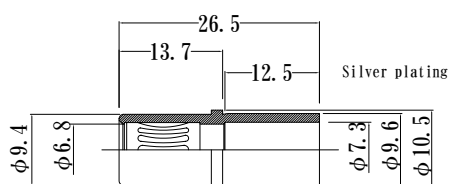
<p>Acceptable Plug $\phi 1.0$</p>  <p>UJUS10-166LG</p>	<p>Acceptable Plug $\phi 1.0$</p>  <p>Crimp size : AWG#20 JMD-TK-201 (Y)</p>	
<p>Acceptable Plug $\phi 1.5$</p>  <p>UJUS15-194LG</p>	<p>Acceptable Plug $\phi 1.57$</p>  <p>Crimp size : AWG#16 JMD52-04-05 (Y)</p>	<p>Acceptable Plug $\phi 2.38$</p>  <p>Crimp size : AWG#12, 14 JMD-TK-103 (Y)</p>
		<p>Acceptable Plug $\phi 3.6$</p>  <p>Crimp size : AWG#8, 10 JMD-TK-104 (Y)</p>

<p>Acceptable plug $\phi 1.0$</p>  <p>UJMS-10T69/3</p>	<p>Acceptable plug $\phi 2.5$</p>  <p>UJMS-248T69/3</p>	<p>Acceptable plug $\phi 3.46$</p>  <p>UJMS-346T69/3</p>	<p>Acceptable Plug $\phi 2.0$</p>  <p>UJUS20-S102LG</p>
---	--	--	--

Socket Pins (louver type) 高信頼性ソケットピン

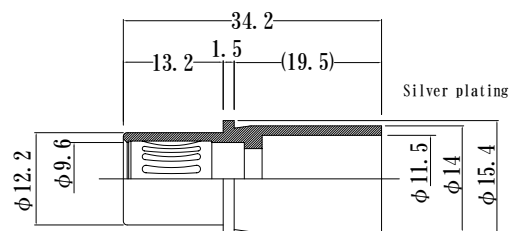
mm

Acceptable Plug $\phi 6.35$



Crimp size : AWG#4
JMD-TK-305 (Y)

Acceptable Plug $\phi 9.06$



Crimp size : AWG#0,2
JMD52-04-03 (Y)



Socket pins (silver plating)



Plug pins (silver plating)
 Call factory