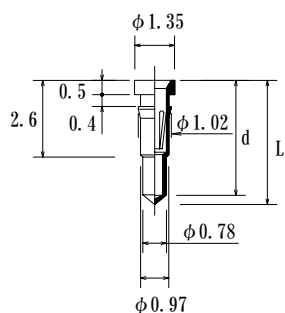


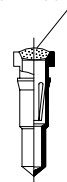
# N Series Socket Pins

Contact Resistance: less than 15mΩ  
 Acceptable Plug Range:  $\phi 0.52 \sim \phi 0.30$   
 Material Sleeve: Brass Gold over Ni plated, or Tin over Ni plated  
 Contact: Beryllium-Copper Gold over Ni plated



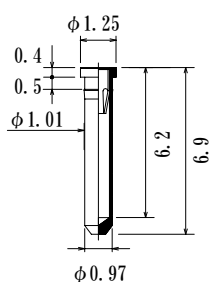
Why Silicone Seal Option?  
 ○ Usable at inferior environment.  
 ○ Specify when you wish to maintain higher reliability by means of half-closing contact point from outside environment.

Silicone Seal

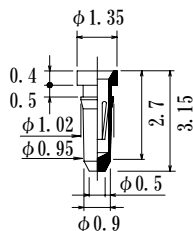


**NSVS0020-GG**  
**NSVS0030-GG**  
**NSVS0040-GG**

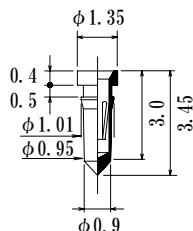
Parts Number	Length L	Depth d
<b>NSV0020-GG</b>	4.2	3.9
<b>NSV0030-GG</b>	5.0	4.1
<b>NSV0040-GG</b>	7.6	5.5



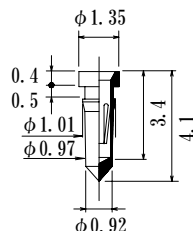
**NSF0035-GG**



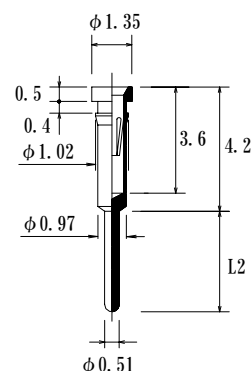
**NSF0010-GG**



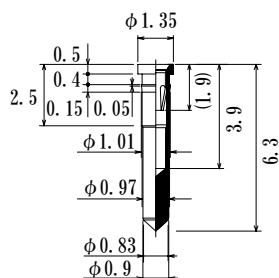
**NSF11-GG**



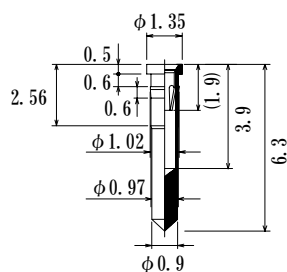
**NSF12-GG**



Parts Number	Length L2
<b>N0010-GG</b>	3.4
<b>N0012-GG</b>	2.8
<b>N0014-GG</b>	2.0

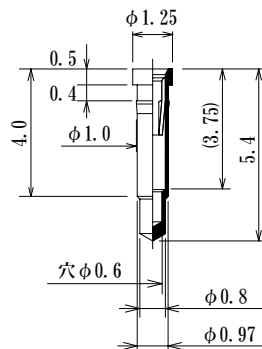


**NSV0060-GG**

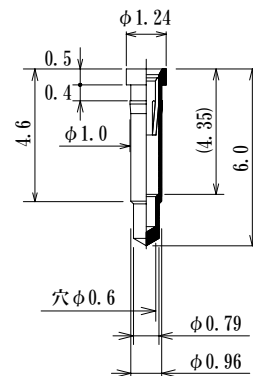


**NSV0063P-GG**

\*Board thickness should be more than 0.7mm in case of press fitting

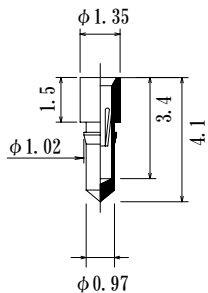


**NSK55-GG**

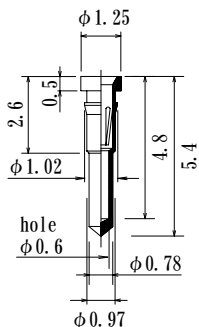


**NSK60-GG**

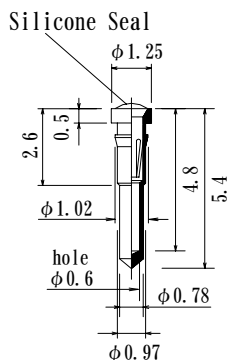
# N Series Socket Pins



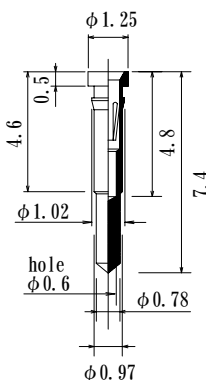
NSF15-GG



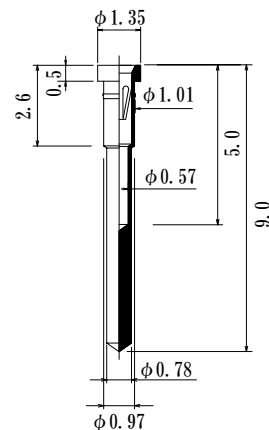
NS55-GG



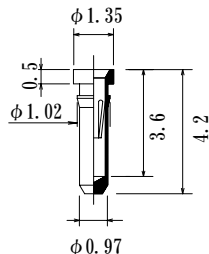
NS55-SGG



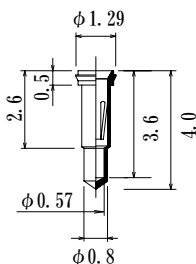
NS75-GG



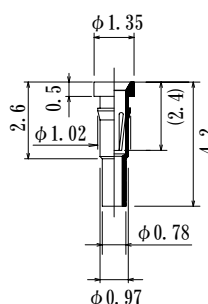
NC090-RL-GG1



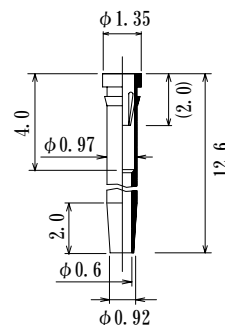
NS0010-GG



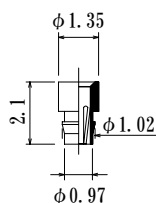
NT22-GG



NSP15-GG

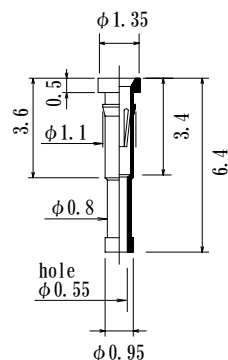


NSP126-GG

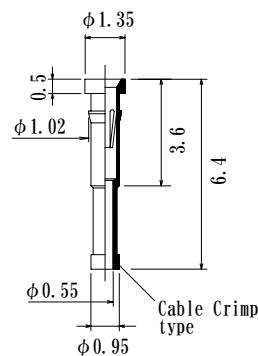


Thru hole  
NSP11-GG


## ケーブルかしめ ソケットピン



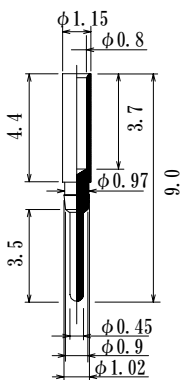
NLPS064-GG-A  
AWG28 for Twisted Wire



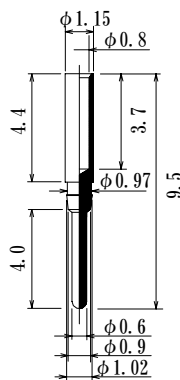
NLPS064-GG  
Compatible Cables  
AWG#28~#30



## ケーブルかしめ プラグピン



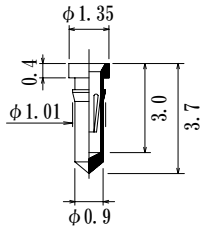
MP-WS100-1



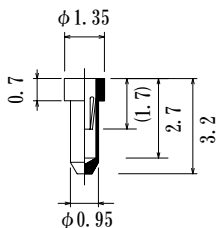
MP-WS100-2

## N Series Socket Pins

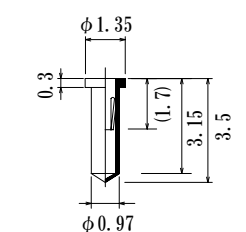
Contact Resistance: less than 15mΩ  
 Acceptable Plug Range:  $\phi 0.52 \sim \phi 0.30$   
 Material Sleeve: Brass Gold over Ni plated, or Tin over Ni plated  
 Contact: Beryllium Copper, Gold over Ni plated



**NSF18-GG**

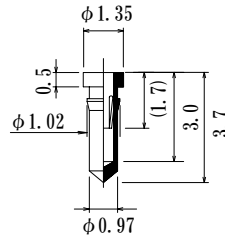


**NSF20-GG**

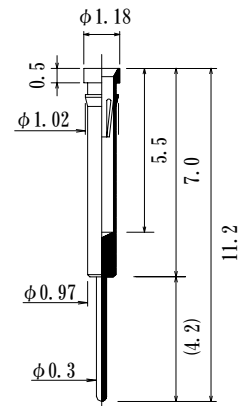


Acceptable Plug:  $\phi 0.40\text{max}$

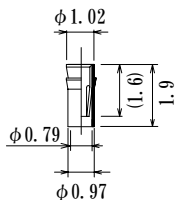
**NSF19-GG**



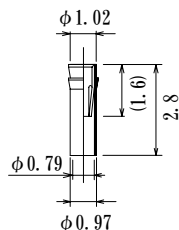
**RN0013-GG**



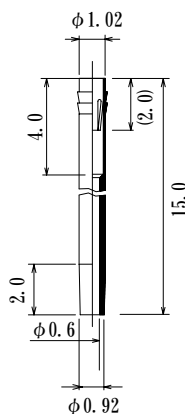
**NA10-GG**



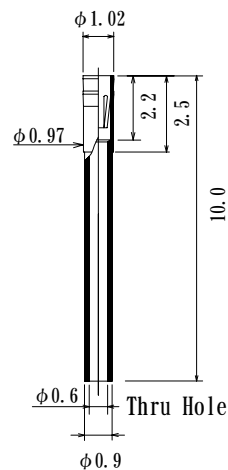
**NZP19-GG**



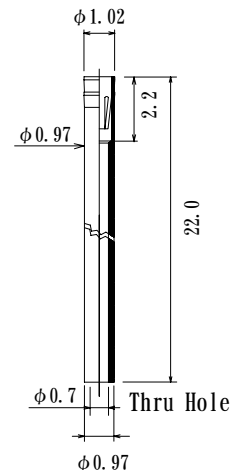
**NZP28-GG**



**NZP10-GG**



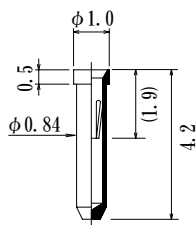
**NZP100-GG**



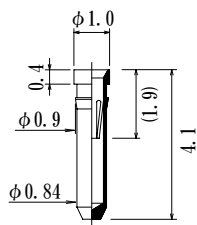
**NZP220-GG**

## NY Series Socket pins

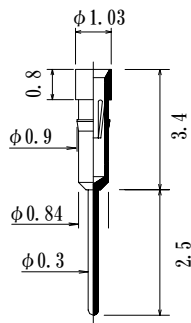
Contact Resistance: less than 15mΩ  
 Acceptable Plug Range:  $\phi 0.30 \sim \phi 0.40\text{mm}$   
 Material Sleeve: Brass Gold over Ni plated, or Tin over Ni plated  
 Contact: Beryllium Copper, Gold over Ni plated



**NY42-GG**  
Low Force



**NY42H0-GG**  
Low Force



**NZM10-GG**  
Low Force