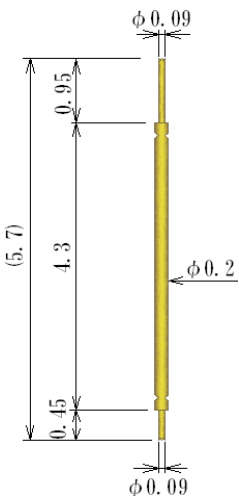
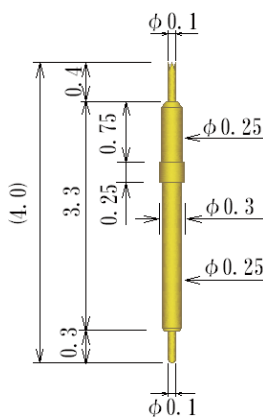
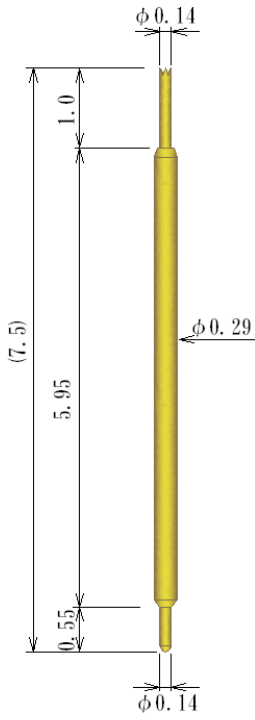
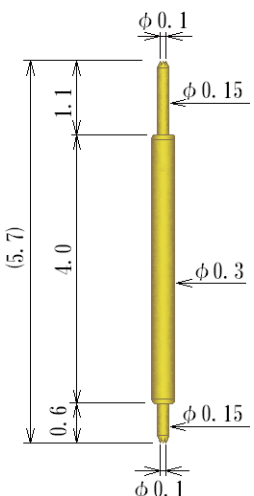


Double ended probepin 両端プローブピン
Outer Dia. $\phi 0.30/\phi 0.0118$ or smaller

Nihon Connect
TEL 03 (5706) 4360
FAX 03 (5706) 4363

 <p>Full travel 0.7mm 0.196N (20gf) at 0.6mm travel Current rating 0.1A</p> <p>8YK-D20H-L57-AU</p>	 <p>Full travel 0.5mm 0.245N (25gf) at 0.4mm travel Current rating 0.3A</p> <p>8YK-D25H-L40I</p>	 <p>Full travel 1.2mm 0.196N (20gf) at 0.9mm travel Current rating 0.3A</p> <p>8YK-D29H-L75-SI</p>	 <p>Full travel 1.0mm 0.2N (21gf) at 0.6mm travel Current rating 0.3A</p> <p>8YK-D30H-L57-TPC-K</p>