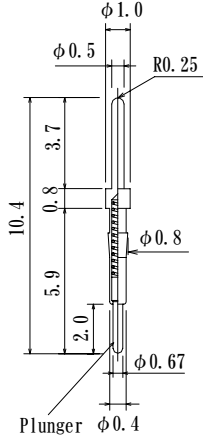
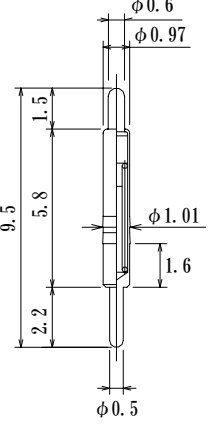
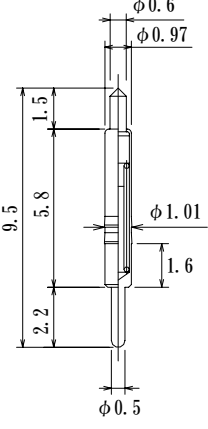
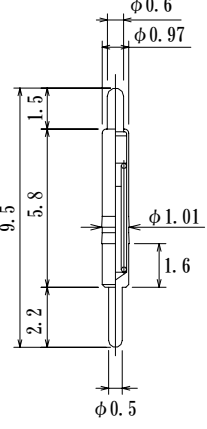
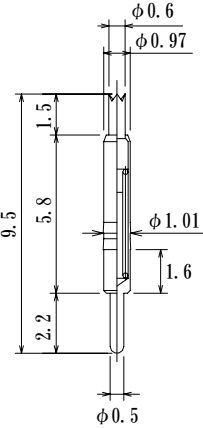
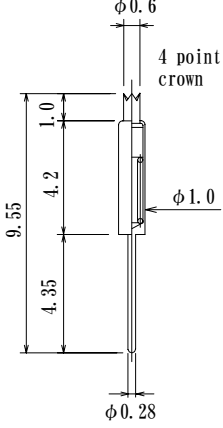
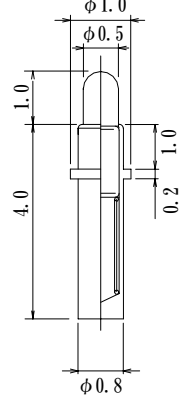


Single ended probepin 片端プローブピン
Outer Dia. $\phi 1.0\text{mm} \sim 1.29\text{mm} / \phi 0.039'' \sim \phi 0.051''$

Nihon Connect
TEL 03 (5706) 4360
FAX 03 (5706) 4363

 <p>Full travel 1.2mm 0.34N (35gf) at 0.5mm travel</p> <p>KB2-067Q/Q-01</p>	<p>High Temperature spec</p>  <p>Preload 0.13N (13.6gf) 0.59N (60gf) at 1.0mm travel</p> <p>8YN1058G</p>	<p>High Temperature spec</p>  <p>Preload 0.13N (13.6gf) 0.59N (60gf) at 1.0mm travel</p> <p>8YN1058-C0N</p>	 <p>Preload 0.075N (7.5gf) 0.3N (31gf) at 1.0mm travel</p> <p>8YN1058G-30</p>
 <p>Preload 0.075N (7.5gf) 0.3N (31gf) at 1.0mm travel</p> <p>8YN1058G-30-CRN</p>	 <p>Preload 0.10N (10gf) 0.29N (30gf) at 0.4mm travel</p> <p>8YF100L955</p>	 <p>Full travel 1.0mm Preload 0.035N (3.6gf) 0.127N (13gf) at 0.5mm travel</p> <p>8YF100L50-KS</p>	